

ATM SAFETY  
AND NIGHTTIME  
LIGHTING SURVEY

**Bank Name**  
**ATMID: 107**

Powered By:



**Bank Name**

**ATMID: 107**

3530 S. Main St.  
Salt Lake City, UT  
(40.7302,-73.63535)

Exterior • Walkup TTW •  
Diebold Nixdorf Opteva 562



**FAILED**



# LIGHTING

## Failed

### Reasons:

The illumination at or within five feet of the ATM or ATM entrance is less than 2 foot candles.

The illumination at or within 30 feet of the ATM or ATM entrance is less than 2 foot candles.

The illumination at or within 50 feet of the ATM or ATM entrance is less than 2 foot candles.

Within the parking area the illumination at or within 60 feet of the ATM or ATM entrance is less than 1 foot candles.

### Lights Not Working

Item No.	Type
1	Wall Light

### Lights Replacement: None

Reasons Light(s) not replaced Lights Not Replaced as Part of this Survey

**PASSED**



# **SAFETY**

**Passed**

## **Reasons:**

Is there a security notice posted near the ATM?

**YES**

Is there overgrown landscaping near the ATM or ATM entrance?

**NO**

Are mirrors installed on the ATM? Yes

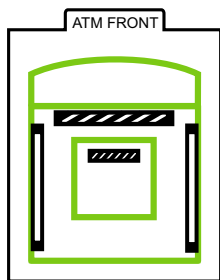
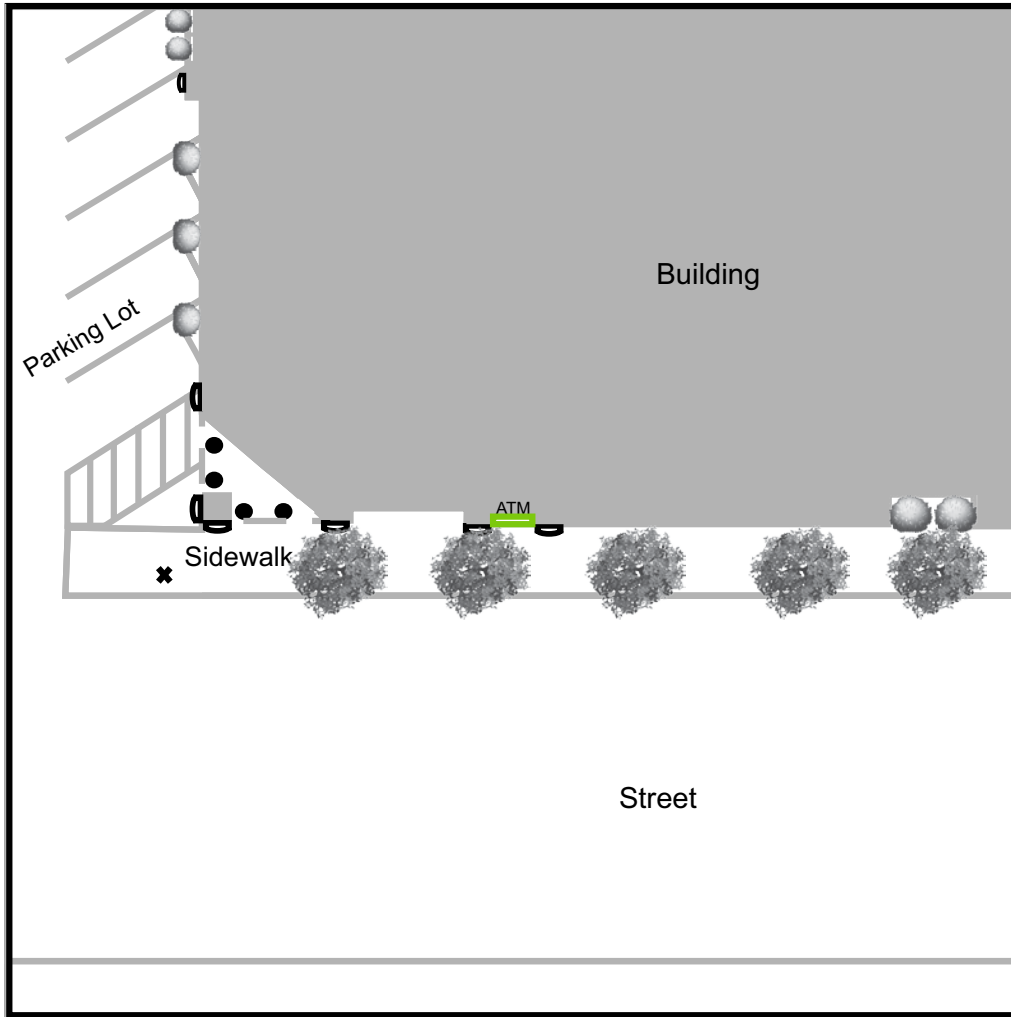
**YES**

Are there surveillance cameras monitoring the ATM area?












**YES**


# Bank Name ATM Safety & Lighting Report

## Lighting Diagram



### Legend

					
LINEAR LIGHT	WALL PACK	SCENCE	FLOOD LIGHT	POLE LIGHT	WALKWAY LIGHT
					
SMALL CANOPY /OVERHANG LIGHT	SPOT LIGHT	LARGE CANOPY /OVERHANG LIGHT	LIGHT NOT WORKING	POLE LIGHT	



Report Generated By



# Bank Name ATM Safety & Lighting Survey

Is the ATM or entrance within 10 feet of the Left Corner of the building?

## Survey Measurements

Is the ATM or entrance within 10 feet of the Right Corner of the building?

Corner

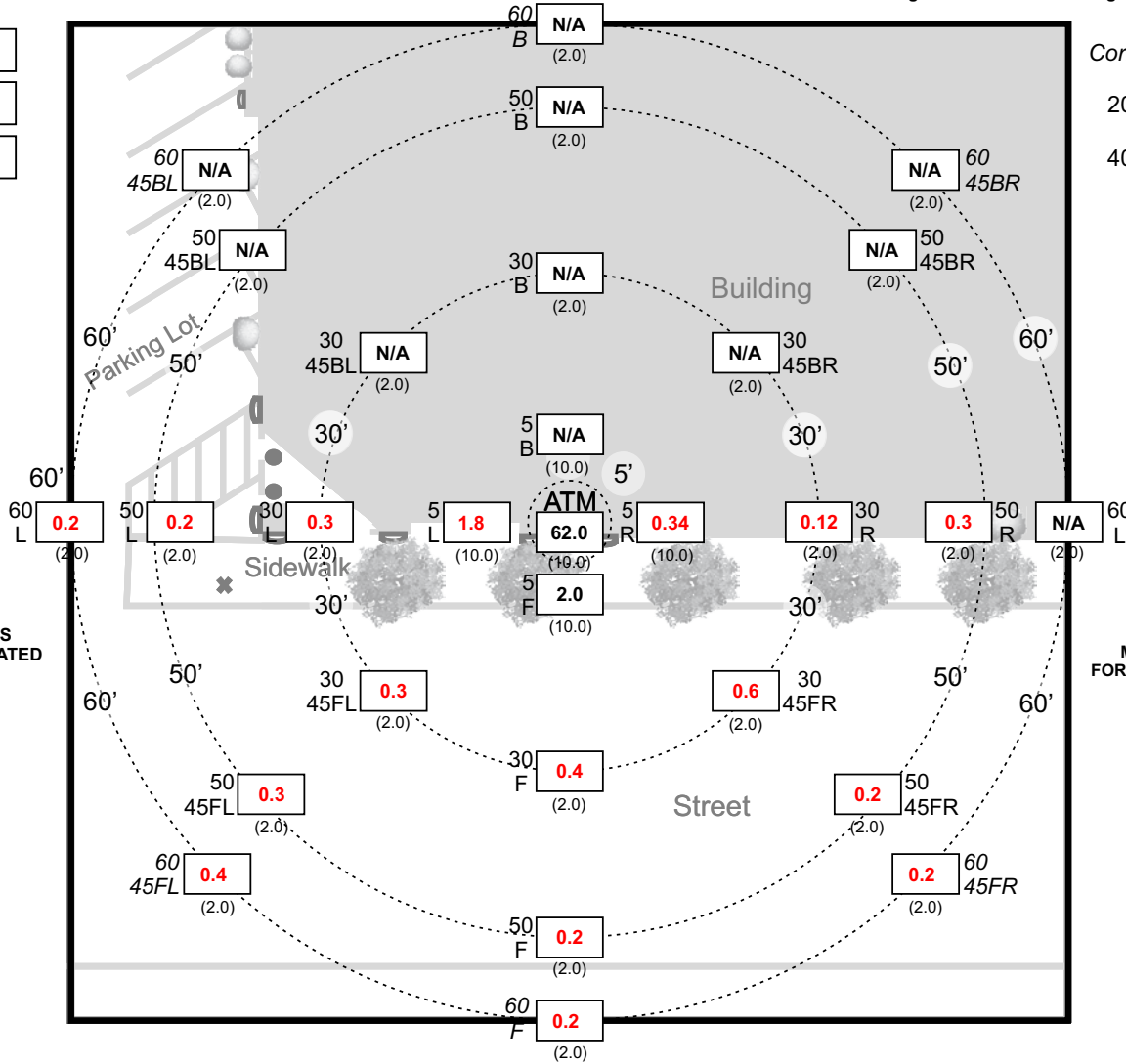
20 ft.

40 ft.

Corner

20 ft.

40 ft.



MEASUREMENTS FOR LESS ILLUMINATED AREAS:

A1  ft

A2  ft

A3  ft

A4  ft

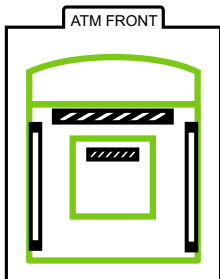
MEASUREMENTS FOR LESS ILLUMINATED AREAS:

A5  ft

A6  ft

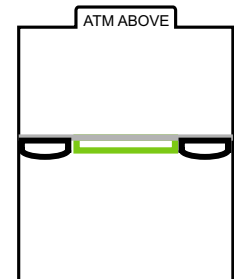
A7  ft

A8  ft



### Legend

LINEAR LIGHT	WALL PACK	SCONCE	FLOOD LIGHT	POLE LIGHT	WALKWAY LIGHT
SMALL CANOPY /OVERHANG LIGHT	SPOT LIGHT	LARGE CANOPY /OVERHANG LIGHT	LIGHT NOT WORKING	POLE LIGHT	



Report Generated By



Bank Name - ATMID: 107



45BL TO ATM



45BR TO ATM



45FL TO ATM



45FR TO ATM



45FR TO ATM



ATM TO BEHIND



ATM TO BEHIND



ATM TO FRONT

Bank Name - ATMID: 107



ATM TO LEFT



ATM TO RIGHT



BACK



BARRIER 30-45BL



BARRIER 30-45BR



BARRIER 30-B



BARRIER 50-R



CARD READER



Bank Name - ATMID: 107



FASCIA



GENERAL AREA



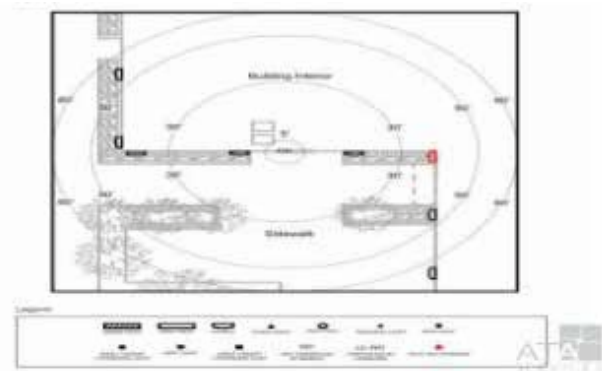
KEYPAD



LEFT



LIGHT METER ASSET NUMBER



LIGHTING DRAWING DIAGRAM



MAIN



MONITOR

Bank Name - AT MID: 107



NON WORKING CANOPY LIGHT



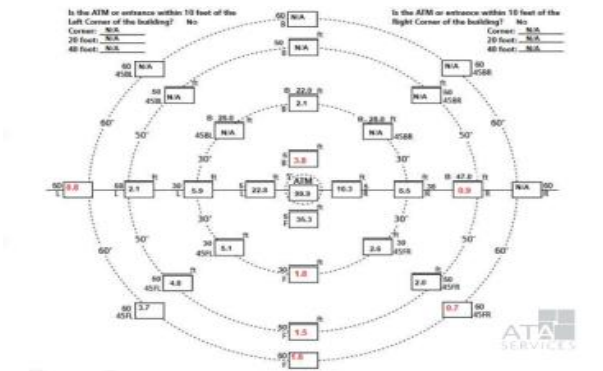
NON WORKING CANOPY LIGHT AREA



RECEIPT



RIGHT



SURVEY MEASUREMENT



Questions?

**CONTACT US!**

---

1-800-550-5087  
sales@atmusa.com  
atmusa.com

